

# Restorative

## Precision Perfected

Our dental instrument is meticulously engineered to deliver unparalleled precision in every procedure. With advanced technology and superior craftsmanship, it empowers you to achieve exceptional outcomes with unwavering accuracy. Say farewell to guesswork and embrace the confidence of knowing that your patients are receiving the best possible treatment.





Ivory

44-174-15	Small 1.5 mm
44-174-20	Medium 2.0 mm
44-174-25	Large 2.5 mm
44-174-30	Jumbo 3.0 mm

17 cm - 6¾"

Amalgam Carrier



Ivory

44-175-15	Small/Medium 1.5/2.0 mm
44-175-20	Medium/Large 2.0/2.5 mm
44-175-25	Large/Jumbo 2.5/3.0 mm

21 cm - 8¼"

Amalgam Carrier



Tofflemire

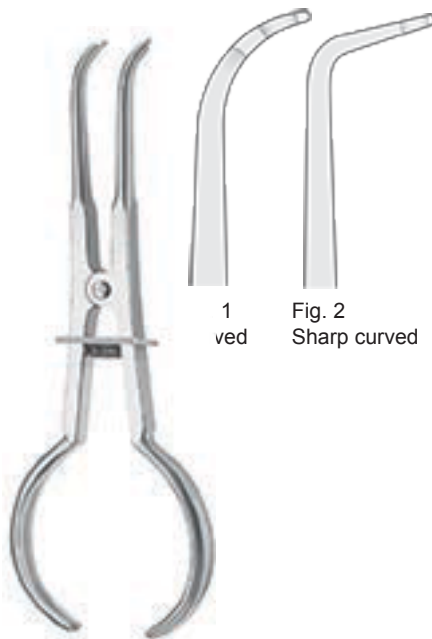
44-186-01	Universal
44-186-02	Junior
44-186-03	Senior



Ainsworth  
Fig. 2

44-194-16
-----------

16 cm / 6¼"



Palmer  
Fig. 1

44-197-17
-----------

17 cm / 6¾"

Stoke  
Fig. 2

44-198-17
-----------

17 cm / 6¾"



Ivory

44-199-16
-----------

16 cm / 6¼"  
Light weight

Rubber Dam Clamps

Anterior



Fig. 9  
44-202-00  
Winged  
Labial clamp



Fig. 9T  
44-203-00  
Winged  
Edged labial clamp



Fig. 212  
44-204-00  
Winged  
Cervical clamp

Premolars



Fig. 0  
44-207-00  
Winged

For small teeth,  
elongated or  
with narrow  
collars



Fig. 2A  
44-212-00  
Winged

For premolars with  
elongated collar



Fig. 1  
44-209-00  
Winged

For general use with  
adjustable jaws according  
to gingiva line shape



Fig. 2  
44-215-00  
Winged

For lower premolars  
with elongated collar



Fig. 29  
44-218-00  
Wingless

Primarily for lower premolars

Molars

For square lower molars



Fig. 7

44-224-00

Winged

For round upper molars



Fig. 8

44-226-00

Winged

For molars roots



Fig. 8A

44-228-00

Winged

For partially broken molars



Fig. 12A

44-230-00

Winged



Fig. 13A

44-231-00

Wingless

For round molars, partially broken, undersized or inclined



Fig. 14

44-232-00

Winged



Fig. 14A

44-235-00

Winged



44-241-04 Small 4"

44-241-05 Medium 5"

44-241-06 Large 6"

Rubberdam frame

44-242-00

Rubberdam kit

Contents:

Clamp Fig. 00

Clamp Fig. 0

Clamp Fig. 1

Clamp Fig. 2

Clamp Fig. 2A

Clamp Fig. 7

Clamp Fig. 8

Clamp Fig. 8A

Clamp Fig. 9

Clamp Fig. 14

Clamp Fig. 14A

Clamp Fig. 212

Clamps Tray

Ivory Rubberdam Forceps


Rubberdam Frame

Ivory Punch Forceps

Template

Tray Cover

Tray Base







● Ø 5.5 mm

Hollenback-solid

44-107-01

44-107-02

○ Ø 9.5 mm

Hollenback-hollow

44-108-04 Fig. 4

44-108-05 Fig. 5

● Ø 5.5 mm

Westcott-solid

44-109-01

44-109-02

○ Ø 9.5 mm

Westcott-hollow

44-110-01 Fig. 1/21

44-110-02 Fig. 2/21B



● Ø 5.5 mm

Heidemann-solid

44-125-00 Fig. 0


Smith

44-128-01 Fig. 1

○ Ø 9.5 mm


Williams-hollow

44-133-00 Fig. 0

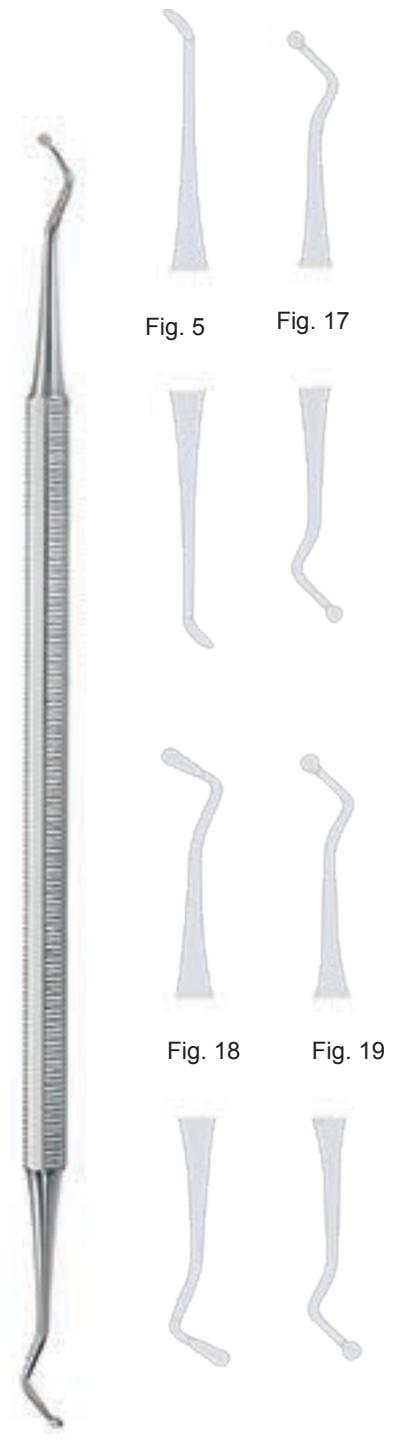


Ø 5.5 mm  
Woodson  
44-134-04 Fig. 4

Ø 5.5 mm  
White-solid  
44-135-01 Fig. 1  
44-136-02 Fig. 2A



Ø 5.5 mm  
Tusk  
44-144-02 Fig. 2  
44-144-04 Fig. 4

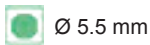


Ø 4.5 mm  
White  
45-350-05 Fig. 5  
45-354-17 Fig. 17  
45-355-18 Fig. 18  
45-356-19 Fig. 19

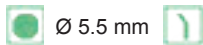




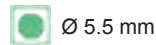
44-154-24 Fig. 24  
44 mm  
44-154-06 Fig. A6  
25 mm



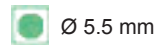
Ø 5.5 mm  
44-155-01 Fig. 1  
44-155-02 Fig. 2  
44-155-06 Fig. 6



Ø 5.5 mm Fig. 2



Ø 5.5 mm Fig. 3



Ø 5.5 mm Fig. 4



Fig. 10



Fig. 11



Fig. 12



Fig. 13



Fig. 14

Crown Remover - 7

47-140-00

Set of 3 tips Fig. 10, 11 & 12  
with two assembly keys

Kemp House, 160 City Road, London, EC1V 2NX, United Kingdom  
info@tuskuk.com | www.tuskuk.com

**Imported and Distributed by Prodent**  
**No 637, 5th main, 17th Cross, Indiranagar 2nd Stage, Bangalore 560 038**  
**Info@prodent.in | +91 87920 02278, 98805 11087 | Customer care no: +91 80 2526 6222**

The logo for Tusk Instruments Ltd. features a stylized white icon of a tusk on the left, followed by the word "tusk" in a bold, lowercase, sans-serif font.

TUSK INSTRUMENTS LTD. [UK]